Fagor Automation S. Coop.

ENCODER LINEAL MODELO: S2AB
LINEAR ENCODER MODEL: S2AB

MANUAL DE INSTALACION / *INSTALLATION MANUAL*

Manual Code: 14460217
Manual Version: 1803

Precaución / *Caution*

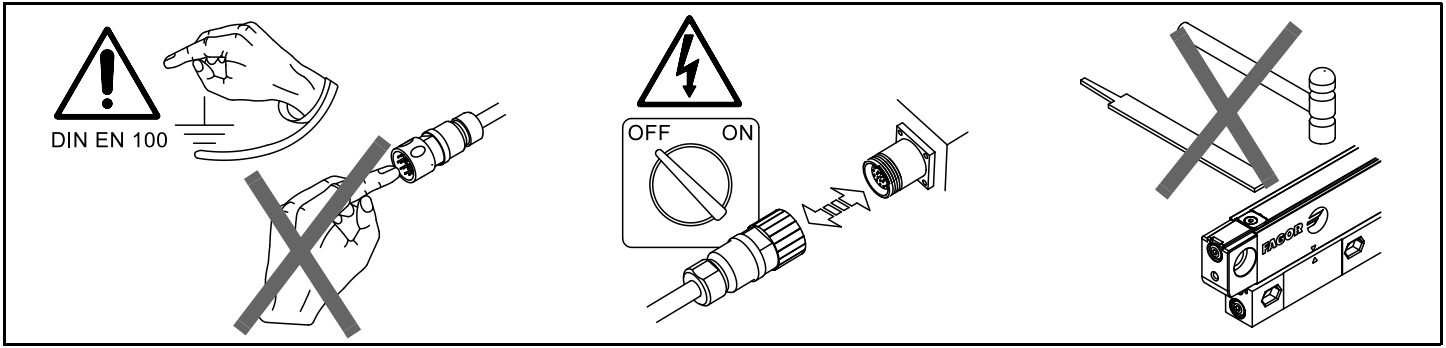

Dimensiones / *Dimensions*

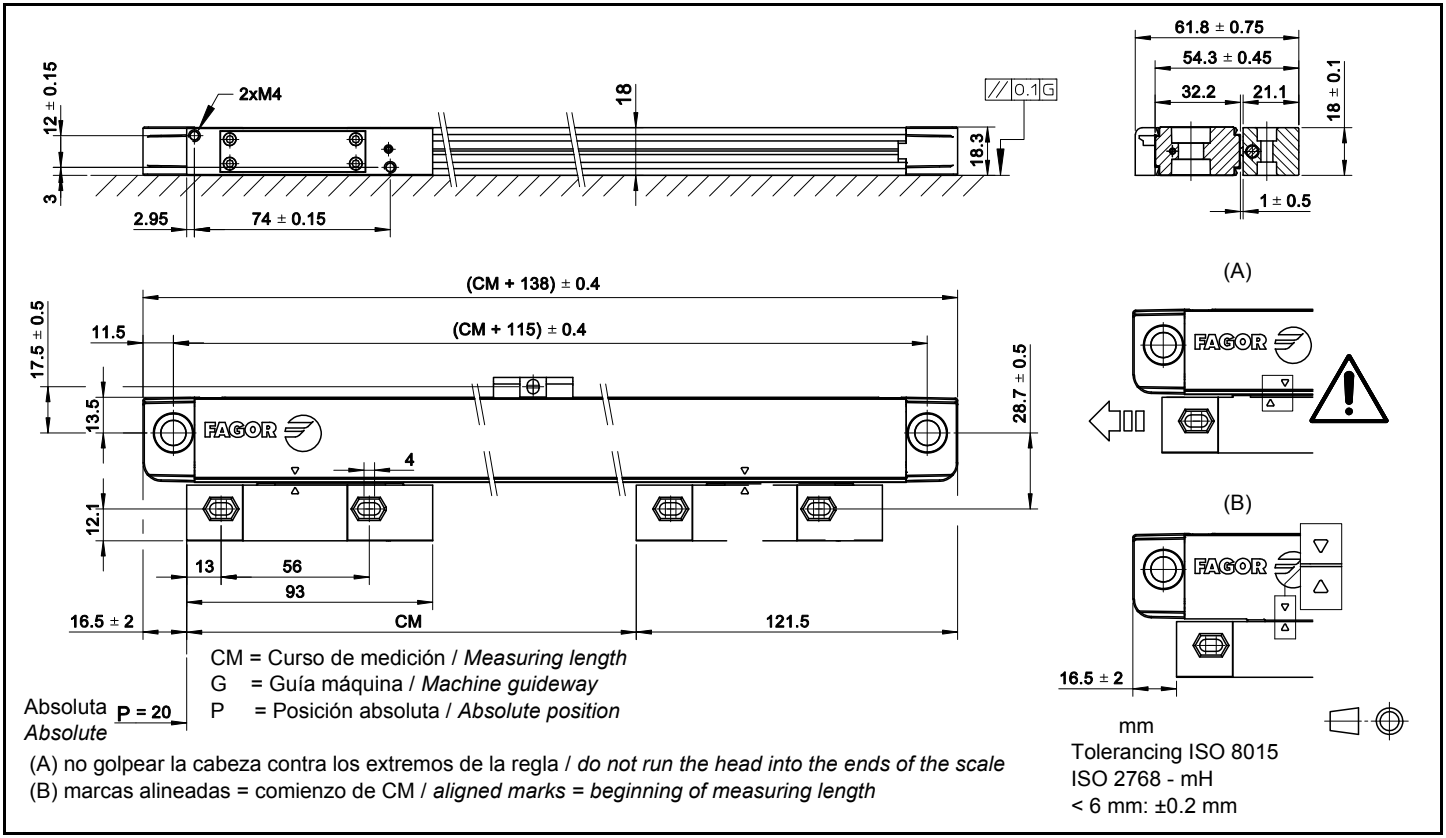

Posibilidades de montaje / *Mounting possibilities*

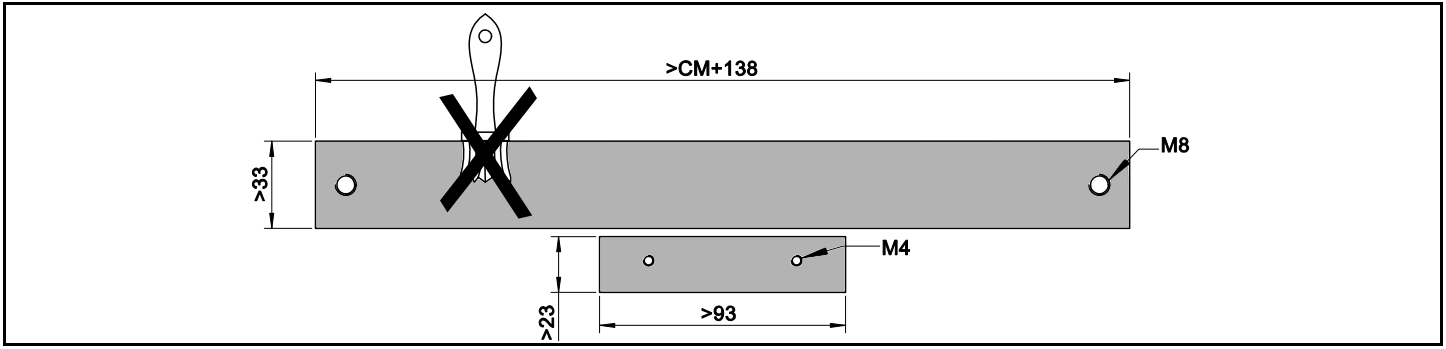

Realizar los agujeros para amarrar la regla.
El área sombreada debe estar libre de pintura.

Make the holes to secure the scale.
The shaded area must be free of paint.

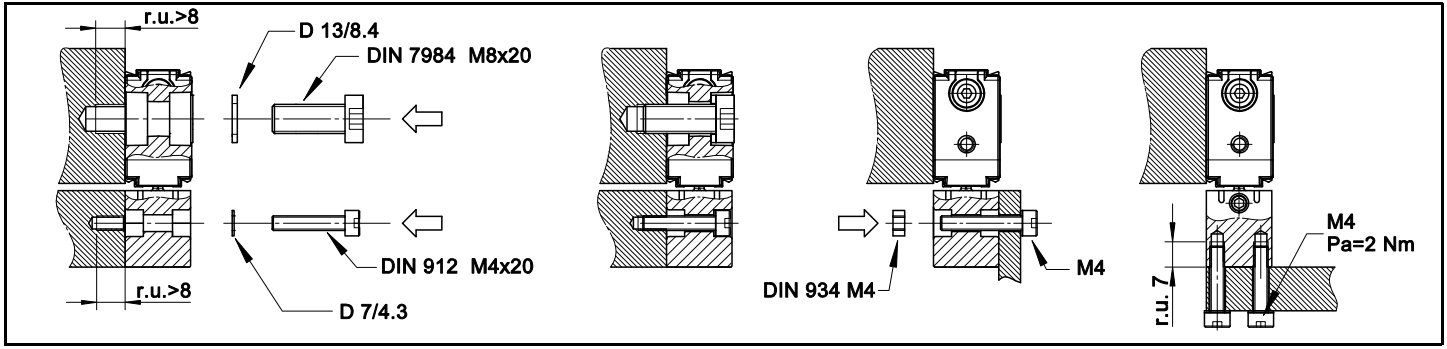

Opciones de montaje de la regla.
r.u. = rosca útil
Pa = par de apriete

Scale mounting possibilities
r.u. = useful thread
Pa = tightening torque

Opción cabeza con rosca / *Threaded head option*

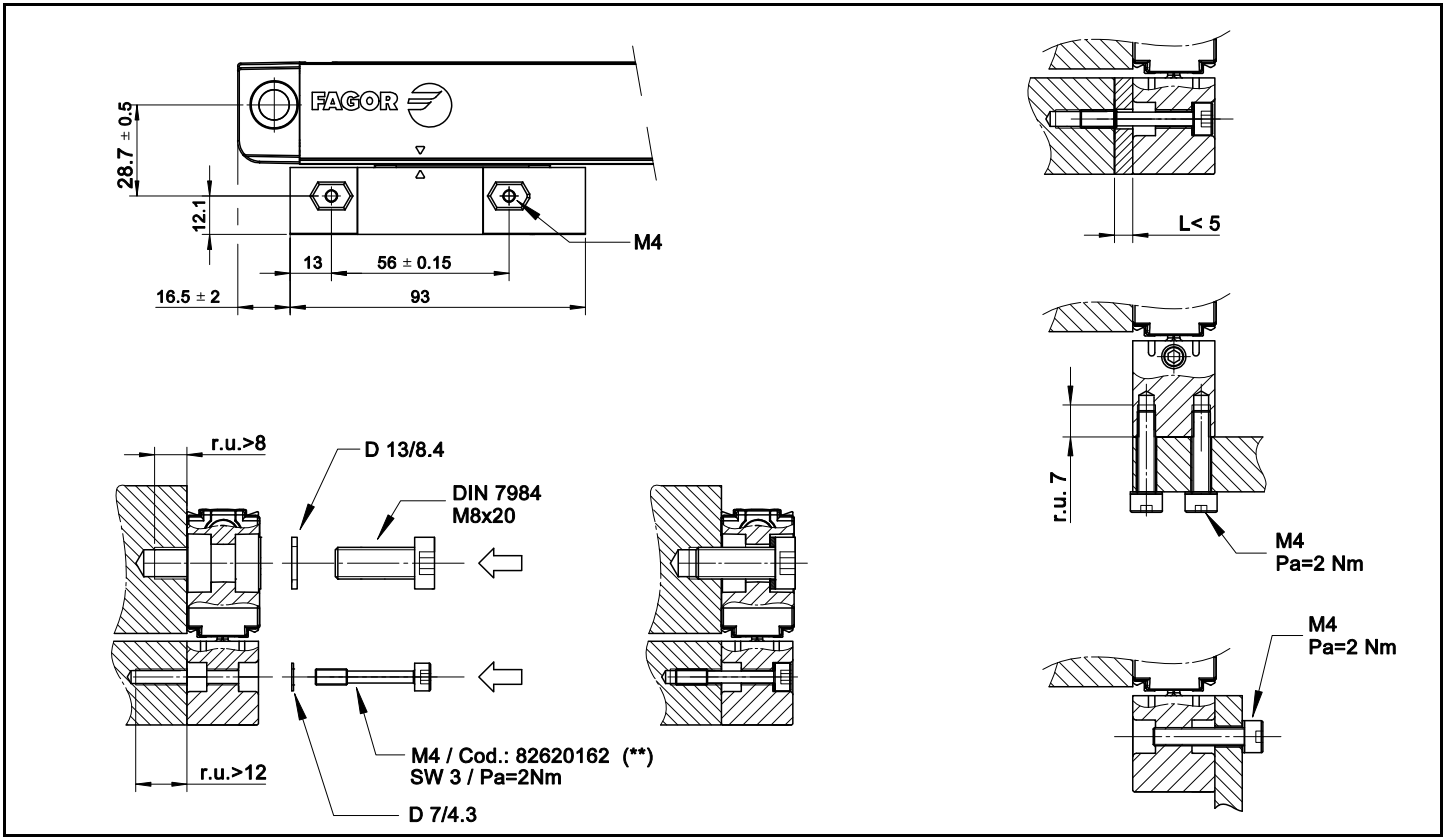

(**) Material exclusivo suministrado por Fagor. Código indicado para realizar pedido de unidades adicionales.
Exclusive material supplied by Fagor. Code shown for ordering additional units.

(SW) Tamaño de la llave hexagonal / *Size of Allen wrench*

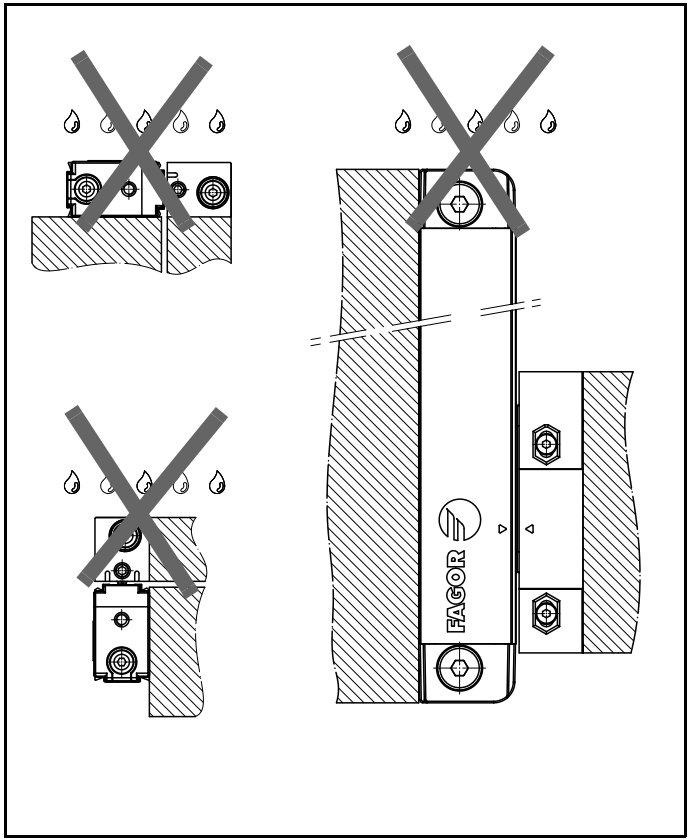

Evitar orientar los labios de estanqueidad a la exposición de posibles fuentes de contaminación

Avoid orienting the sealing lips towards pollution sources

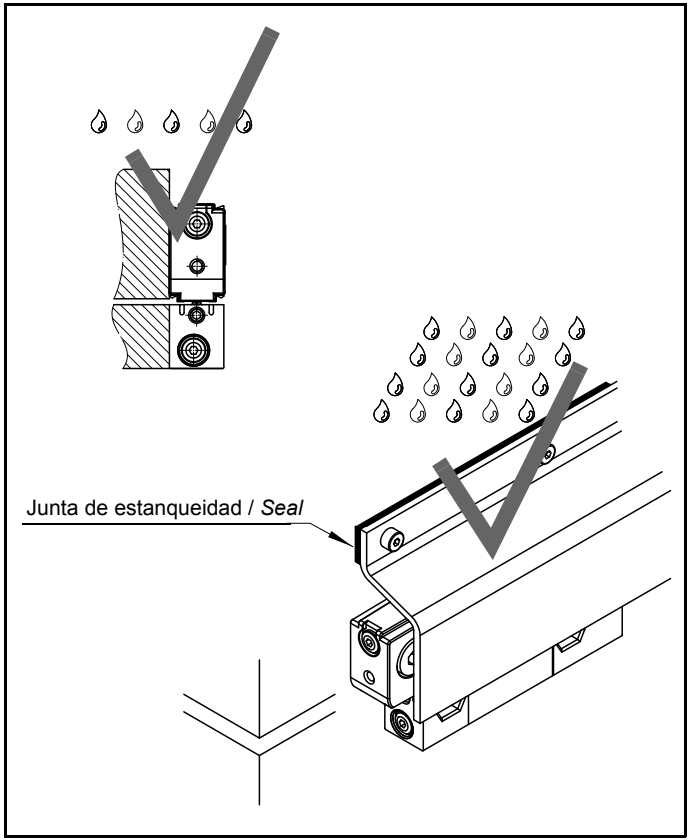

En ambientes muy contaminantes, conviene proteger la regla. Utilizar juntas de estanqueidad para evitar filtraciones

In very polluted environments, the scale should be protected. Use seals to prevent filtrations.

Posibilidades de montaje, tolerancias / *Mounting possibilities, tolerances*

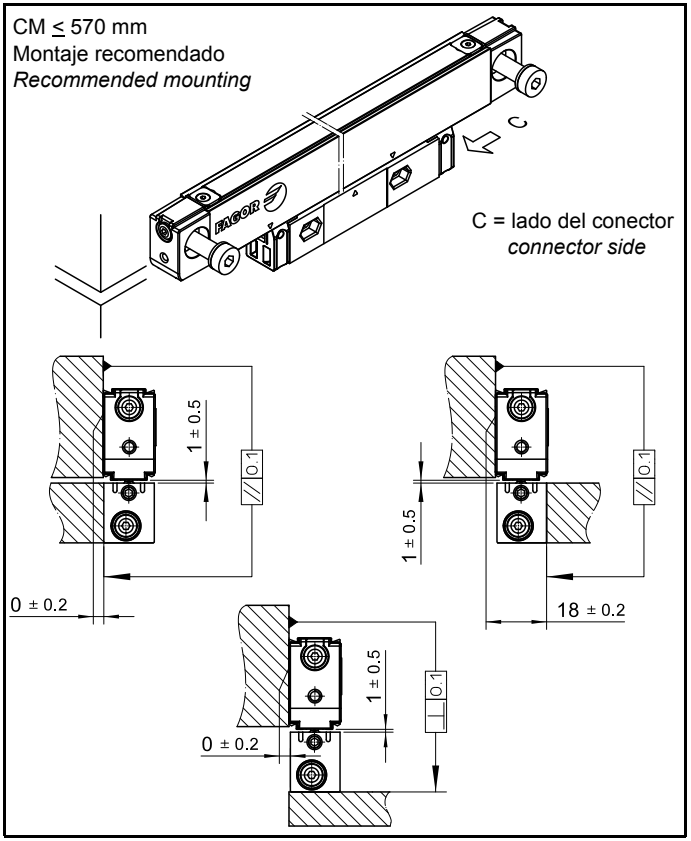

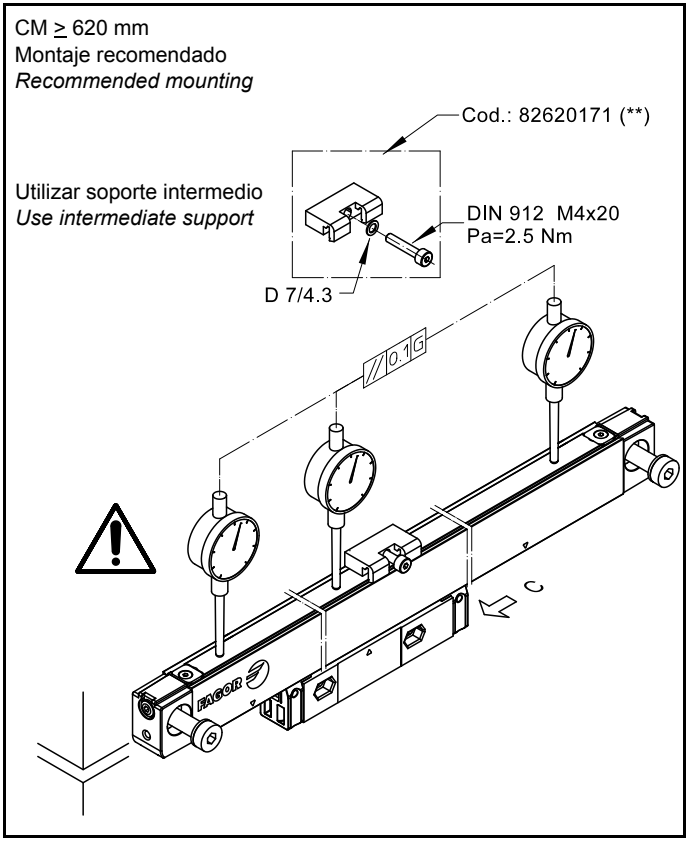

Cuando se monta el soporte intermedio, comprobar paralelismo también cerca del soporte.

When using the intermediate support, also check parallelism near the support.

(**) Material exclusivo suministrado por Fagor.
Código indicado para realizar pedido de unidades adicionales

(**) Exclusive material supplied by Fagor. Code shown for ordering additional units.

CM ≤ 570 mm
Montaje opcional
Optional mounting

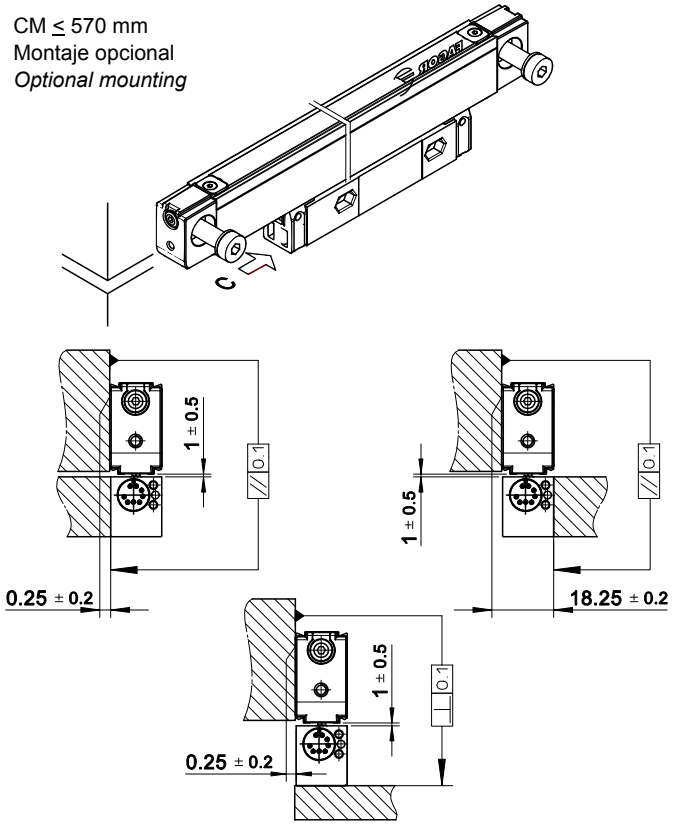

CM ≥ 620 mm

Este tipo de montaje NO es posible
This type of mounting IS NOT possible

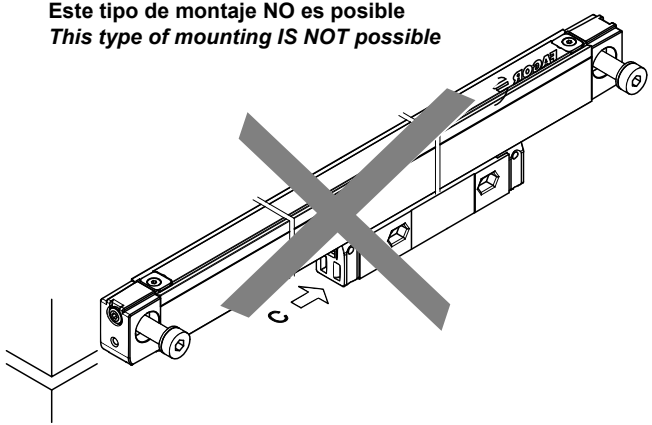

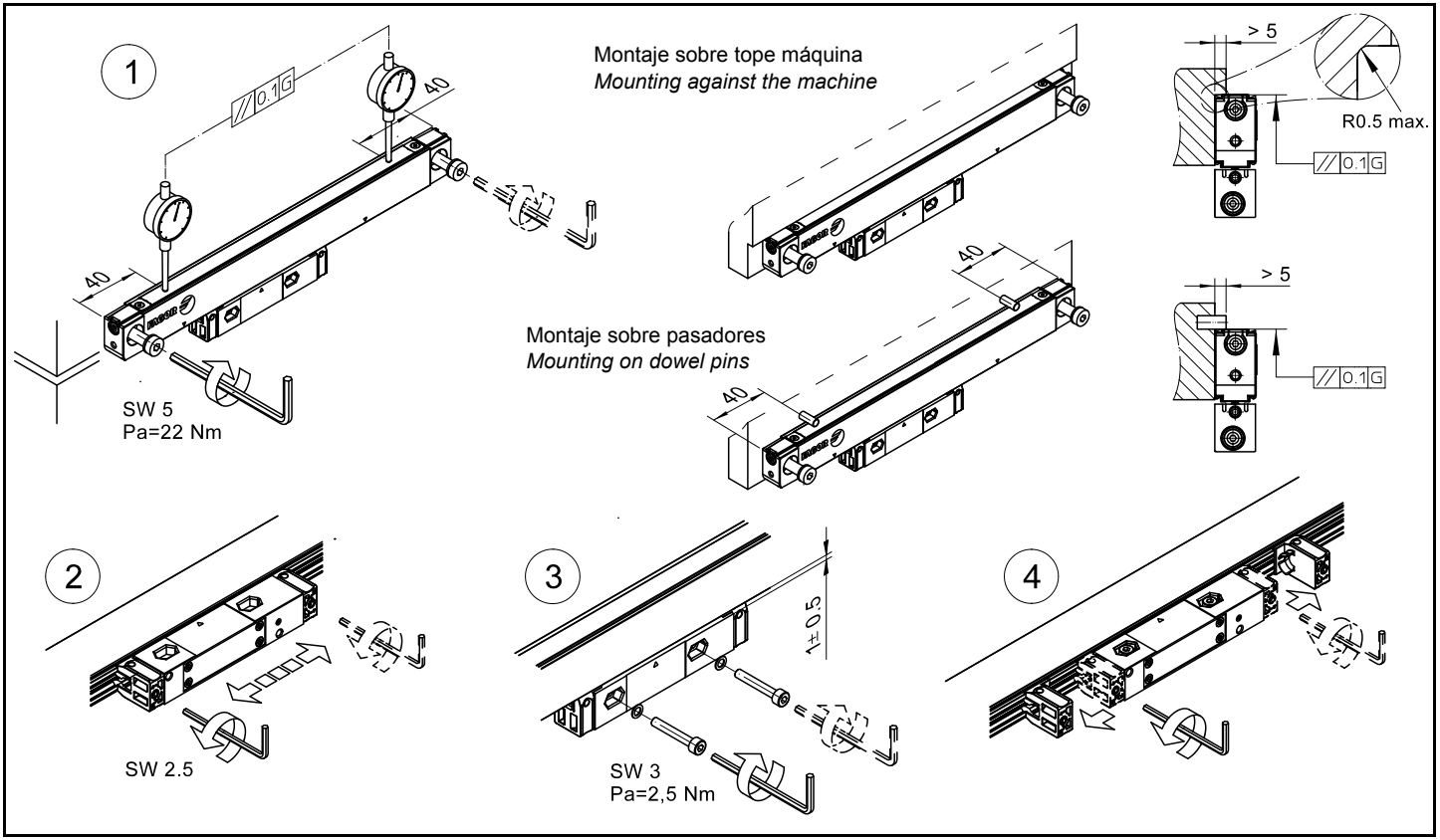

1. Premontar y alinear la regla. Una vez alineada, apretar los tornillos.
2. Aflojar las piezas de embalaje y posicionar la cabeza.
3. Meter los tornillos de la cabeza y apretar.
4. Quitar las piezas de embalaje de la cabeza.

1. Premount and align the scale. Once aligned, fasten the screws.
2. Loosen the packing parts and position the reader head.
3. Insert the head screws and fasten them.
4. Remove the packing parts of the reader head.

Unidades de filtro de aire Fagor
Fagor air filter units

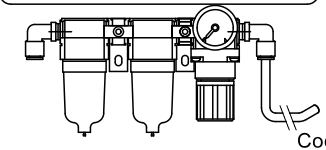

Pa = 1 Nm
SW 8

Cod.: 82620172 (**)

Para IP-64 *For IP-64*

1 bar / 14.5 psl / 0.1 MPa / 10 l/min
Calidad aire: clase 1.4.1.
Air quality: class 1.4.1.
ISO 8573-1

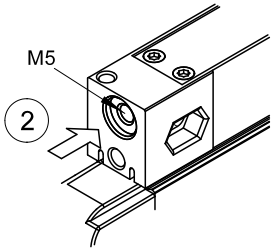

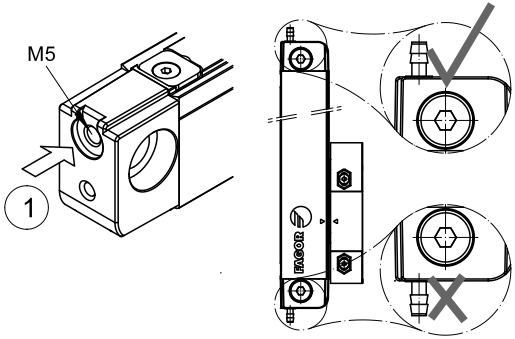

En montajes verticales no meter el aire por abajo
When mounting vertically, do not feed air from underneath

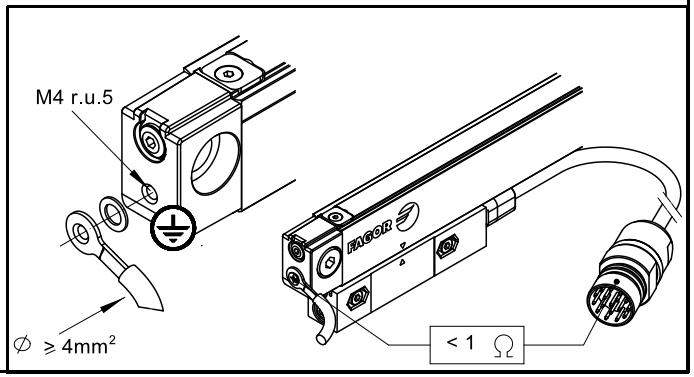

1. Entrada de aire por los tacos; posible por ambos tacos. / *Air intake through endcaps; possible through both endcaps.*
2. Entrada de aire por la cabeza / *Air intake through the reader head.*

(**) Material exclusivo suministrado por Fagor. Código indicado para realizar pedido de unidades adicionales
Exclusive material supplied by Fagor. Code shown for ordering additional units.

Características eléctricas / *Electrical characteristics*

	S2AB10	S2AB50
Protocolo / *Protocol*	BiSS C + 1Vpp	
Alimentación / *Power supply*	5 V ± 10%, 250 mA	
Resolución / *Resolution*	0.01 µm	0.05 µm
Número de bits / *Number of bits*	32	26
Longitud de cable / *Cable length*	Consultar con Fagor Automation la longitud máxima de cable *Contact Fagor Automation for maximum cable length*	
Radio de curvatura / *Bending radius*		
	Rígido / *Rigid*	Flexible
Φ 6 mm	>24 mm	> 60 mm
Φ 10 mm (con protección) / *(with protection)*	> 35 mm	> 60 mm
Φ 8 mm	> 50 mm	> 64 mm

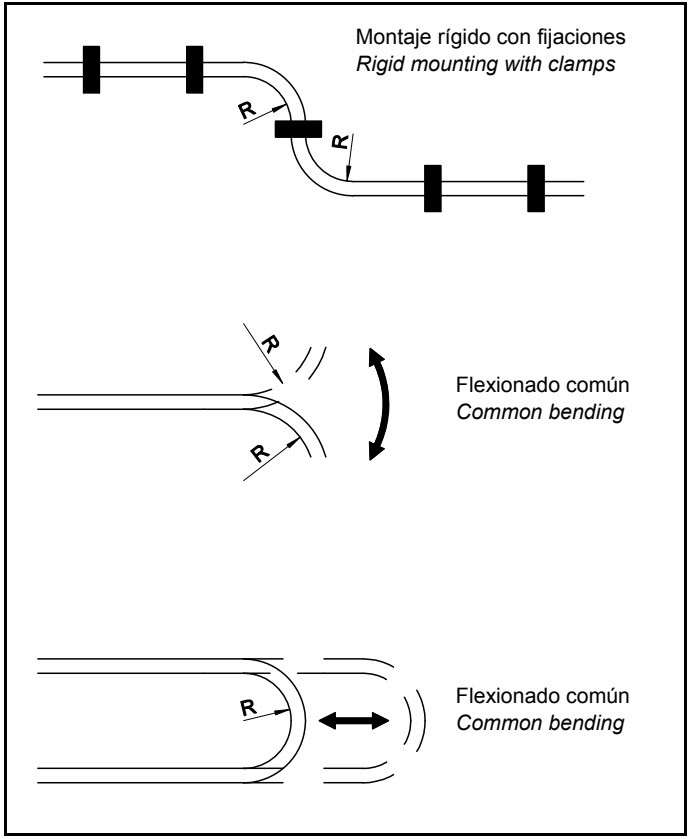

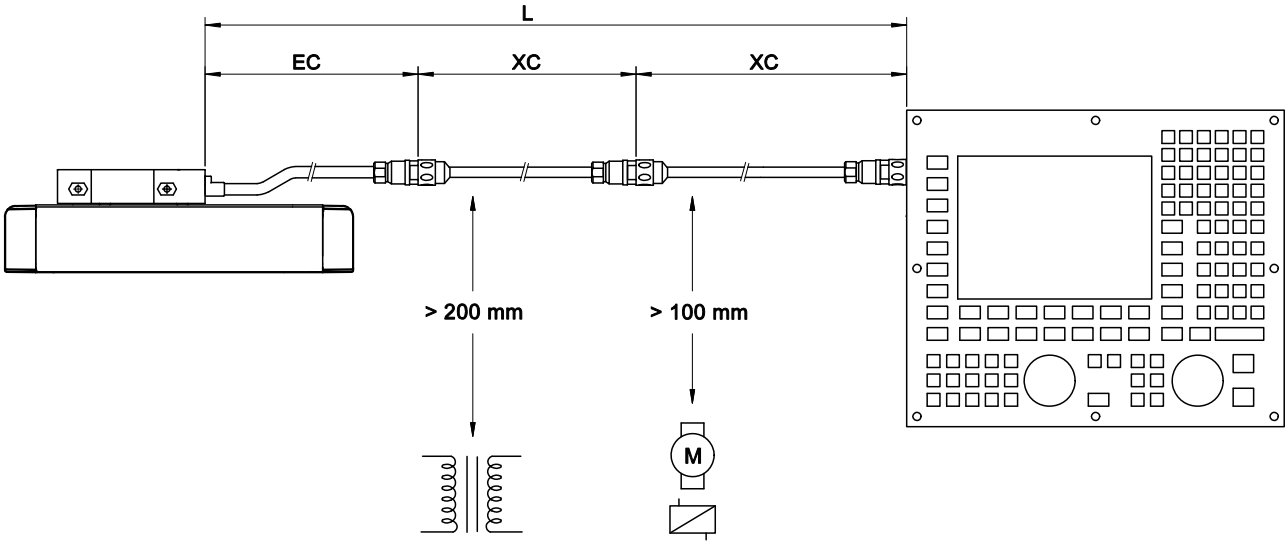
L
EC
XC
XC
> 200 mm
> 100 mm
M

Cables para conexión directa de encoders absolutos Fagor BiSS C + 1Vpp
Cables for direct connection of Fagor BiSS C + 1Vpp absolute encoders

Sistemas Beckoff con BiSS C + 1Vpp *Beckoff systems with BiSS C + 1Vpp*		
Conexión directa Cable EC *Direct connection EC cable*		
EC-B-BF Longitud / *length* = 1, 3, 6, 9 m		
Conexión con alargadera *Connection with extension cable*	(4 x 2 x 0.14 mm2 + 4 x 0.5 mm2 + (4x0,14 mm2))	
Cable EC	Alargadera intermedia opcional XCint *Intermediate extension cable optional XCint*	Alargadera XC / *Extension cable XC*
EC-B-C9 Longitud / *length* = 1, 3 m	XC-C8-F-C9 Longitud / *length* = 5, 10, 15, 20, 25 m	XC-C8-F-BF Longitud / *length* = 5, 10, 15, 20, 25 m

Otros sistemas con BiSS C + 1Vpp (sin conector terminal) *Other systems with BiSS C + 1Vpp (without terminal connector)*		
Conexión directa Cable EC *Direct connection EC cable*		
EC-B-O Longitud / *length* = 1, 3, 6, 9 m		
Conexión con alargadera *Connection with extension cable*	(4 x 2 x 0.14 mm2 + 4 x 0.5 mm2 + (4x0,14 mm2))	
Cable EC	Alargadera intermedia opcional XCint *Intermediate extension cable optional XCint*	Alargadera XC / *Extension cable XC*
EC-B-C9 Longitud / *length* = 1, 3 m	XC-C8-F-C9 Longitud / *length* = 5, 10, 15, 20, 25 m	XC-C8-F-O Longitud / *length* = 5, 10, 15, 20, 25 m

EC -...B – C9	Conector circular 17 macho / *17-pin male round connector*													
PIN	15	16	12	13	14	17	8	9	7	1	10	4	11	Carcasa *Housing*
SEÑAL / *SIGNAL*	A	/A	B	/B	DATA	/DATA	CLOCK	/CLOCK	+5V	+5V sensor	0V	0V sensor	Tierra *Ground*	Tierra *Ground*
COLOR	Verde *Green*	Amarillo *Yellow*	Azul *Blue*	Rojo *Red*	Gris *Grey*	Rosa *Pink*	Negro *Black*	Violeta *Purple*	Marrón *Brown*	Verde claro *Light green*	Blanco *White*	Naranja *Orange*	Malla Interna *Internal Shield*	Malla Externa *External Shield*

EC-...B - C9

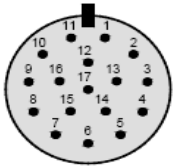

Condiciones de garantía / *Warranty terms*

Las condiciones de garantía de este producto están disponibles en la zona de descargas del sitio web corporativo de FAGOR. http://www.fagorautomation.com. (Tipo de fichero: Condiciones generales de venta-Garantía).
The warranty conditions for this product are available in the downloads section of FAGOR's corporate website at http://www.fagorautomation.com. (Type of file: General Terms and Conditions of Purchase - Warranty).

Declaración de conformidad / *Declaration of conformity*

La declaración de conformidad de este producto está disponible en la zona de descargas del sitio web corporativo de FAGOR. http://www.fagorautomation.com. (Tipo de fichero: Declaración de conformidad).
The declaration of conformity for this product is available in the downloads section of FAGOR'S corporate website at http://www.fagorautomation.com. (Type of file: Declaration of conformity).

FAGOR AUTOMATION S. COOP.
Bº San Andrés Nº 19
Apdo de correos 144
20500 Arrasate/Mondragón
- Spain -
Web: www.fagorautomation.com
Email: info@fagorautomation.es
Tel.: (34) 943 719200
Fax: (34) 943 791712

FAGOR

Fagor Automation